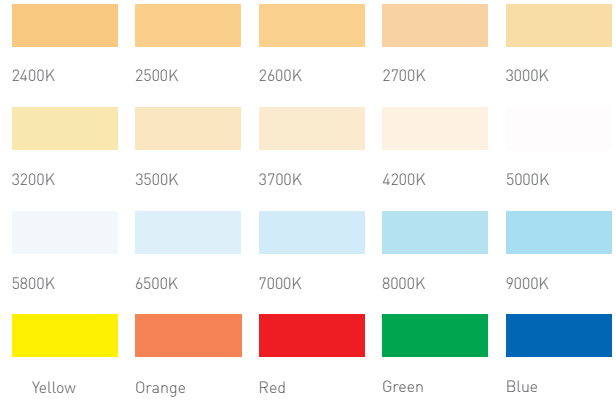


Color Available



Ra Available

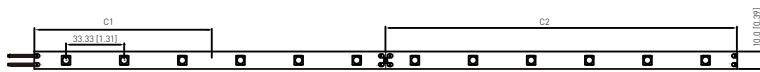


IP Grade Available



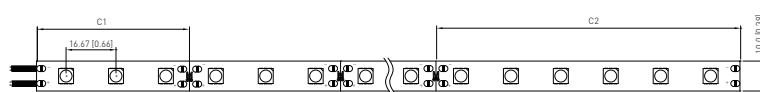
Dimensions LED-C-N-5050-30

C1: 12 VDC=100mm, C2: 24 VDC=200mm

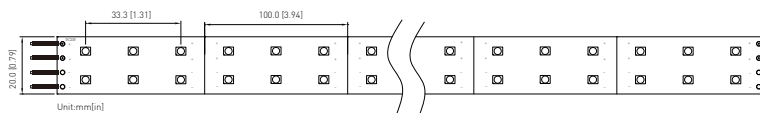


Dimensions LED-C-N-5050-60

C1: 12 VDC=50mm, C2: 24 VDC=100mm



Dimensions LED-C-N-5050-120



| Part No. | Input Vol. | Power/m | Lumen/m | Led Type | Leds/m | Cutttable L | Dimension (LxW) |
|------------------|-----------------|---------|-------------|----------|--------|------------------------|-----------------|
| LED-C-N-5050-30 | 12 VDC / 24 VDC | 7.2w | 516-648lm | SMD 5050 | 30pcs | 12V=100mm 24V=200mm | 5000 x 10mm |
| LED-C-N-5050-60 | | 14.4w | 950-1209lm | SMD 5050 | 60pcs | 12V=50mm 24V=100mm | 5000 x 10mm |
| LED-C-N-5050-120 | | 28.8w | 1920-2400lm | SMD 5050 | 120pcs | 100mm | 5000 x 20mm |